

# 10-port unmanaged switch with 8-port ePoE

**IPI-8P-POE-UN**

## System Overview

IPI-8P-POE-UN is a 8-Port ePoE switch, which is able to realize PoE transmission over 800 meters Ethernet cable at the speed of 10Mbps, or 300 meters at the speed of 100Mbps. Besides, it supports PoE and PoC power supply technology, which has greatly simplified construction and wiring. Infiniti ePoE technology offer a new way to accomplish long distance transmission between IP camera and network switch. It allows more flexible surveillance system design, improves reliability and saves construction and wiring cost.

## Functions

### ePoE

Thanks to the ePoE transmission technology, the transmission distance can be up to 800 m.

### Red Port 90W

The red ports support IEEE802.3af, IEEE802.3at, IEEE802.3bt and Hi-PoE standards, with a maximum output power consumption of 90W per port. Suitable for powering high-power devices.

### Plug and Play

Hassle-free, it does not require any configuration. Simply use after it is powered on.

- Supports long distance PoE transmission.
- Layer-two ePoE switch.
- MAC auto study and aging, MAC address list capacity is 8K.
- Complies with IEEE802.3, IEEE802.3u, IEEE802.3ab/z and IEEE802.3X standards.
- Supports IEEE802.3af, IEEE802.3at, IEEE802.3bt power supply standard.
- Industrial wide temperature design.
- Port indicator light is to display the status of current transmission mode for the port, which includes IEEE, E100 and E10.



## Wide Operating Temperature (-30 °C to +65 °C)

Supports working at ambient temperatures of -30 °C to +65 °C, and has built-in professional lightning-proof circuits that effectively reduce the impact of thunderstorms on network systems and improve system robustness, allowing the device to adapt to harsh environments.

## Intelligent PoE

Provides power consumption control and real-time monitoring to guarantee priority of power supply for important ports and prevent malfunctioning caused by power consumption change. Supports ultra wide power supply, able to adapt to IPC power fluctuation.

## Eight-pin PoE

Supports 8-pin simultaneous power supply (1/2/4/5 positive, 3/6/7/8 negative). Signal lines and idle lines supply power at the same time. Compatibility with IPC is enhanced. Cable loss is reduced. Loading capacity is increased.

## Technical Specification

### Hardware

Included Power Adapter	Yes
PoE	Yes
Ethernet Port	8
Ethernet Port Speed	10/100 Mbps
Ethernet Port Uplink Speed	10/100/1000 Mbps
Optical Port Uplink Speed	1 Gbps
Description of Function Slots	Port 1-8: 8 × RJ-45 10/100 Mbps Port 9: 1 × RJ-45 10/100/1000 Mbps Port 10: 1 × SFP 1000 Mbps
Power Supply	External power supply: 54 VDC, 2.22 A
Operating Temperature	-30 °C to +65 °C (+22 °F to +149 °F)
Operating Humidity	10%–90% (RH), non-condensing
Power Consumption	Idling: 3.2 W Full load: 120 W

### Performance

Layer	Layer 2
Management Type	No
Smart Managed Switch	No
Switching Capacity	8.8 Gbps
Packet Forwarding Rate	5.36 Mpps
Packet Buffer Size	2.75 Mbit
Jumbo Frame	9216 Byte
MAC Table Size	8K Byte
Communication Standard	IEEE802.3, IEEE802.3u, IEEE802.3ab/z, IEEE802.3X

### Feature

PoE Protocol	IEEE 802.3af; IEEE 802.3at; Hi-PoE; IEEE 802.3bt
PoE Power	Port 1,5 ≤90 W Port 2,3,4,6,7,8 ≤30 W Total ≤120 W
PoE Pin Assignment	1,2,4,5 (V+),3,6,7,8 (V-)
ePoE	Yes
Long Distance PoE Transmission	Yes

### General

Statics Protection	Air discharge: 8 kV Contact discharge: 6 kV
Lighting Protection	Common mode: 4 kV Differential mode: 2 kV
Net Weight	0.6 kg (1.32 lb)
Gross Weight	1.9 kg (4.18 lb)

Product Dimensions	150 mm × 100 mm × 42 mm (5.91" × 3.94" × 1.65") (L × W × H)
Casing Material	Iron
Installation	Rack mount; DIN guide rail mount
Certifications	CE; FCC

### Transmission Performance:

Cable Length (m)	Communication Bandwidth (Mbps)	PoE Max Load Capacity (W)	Hi-PoE Max Load Capacity (W)	IEEE802.3bt Max Load Capacity (W)	Network Operating Mode
100	100	25.5	53	71.3	IEEE/E100
200	100	25.5	47	52	E100
300	100	25.5	32	40	E100
400	10	23	26	30	E10
500	10	20	20	25	E10
800	10	13	13	13	E10

ePoE switch supply voltage 54 V.

CAT6, max. DC resistance < 10 Ω/100 m.

Cable Length (m)	Communication Bandwidth (Mbps)	PoE Max. Load Capacity (W)	Hi-PoE Max. Load Capacity (W)	Network Operating Mode
100	100	25.5	52	IEEE/E100
200	100	25.5	48	E100
300	100	22	28	E100
400	100	15	20	E100
500	10	12	12	E10
800	10	8	8	E10
1000	10	6	6	E10

ePoE switch supply voltage 54 V.


RG-59, max. DC resistance < 5 Ω/100 m.

IEEE802.3bt standard is not applicable to RG59 cable solution.

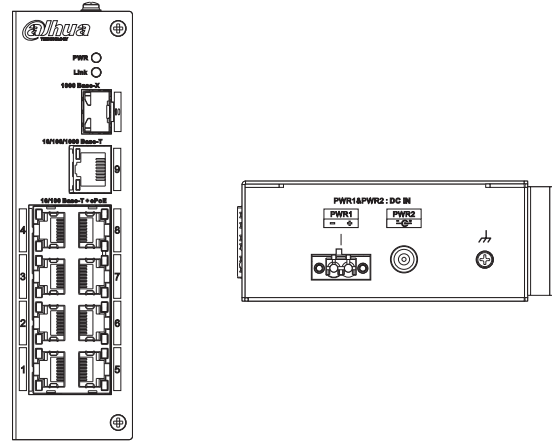
LED Indicator

Working Mode	LED Indicator
IEEE mode	Normally on
E100	On for 3 seconds, off for 1 second
E10	On for 1 second, off for 1 second

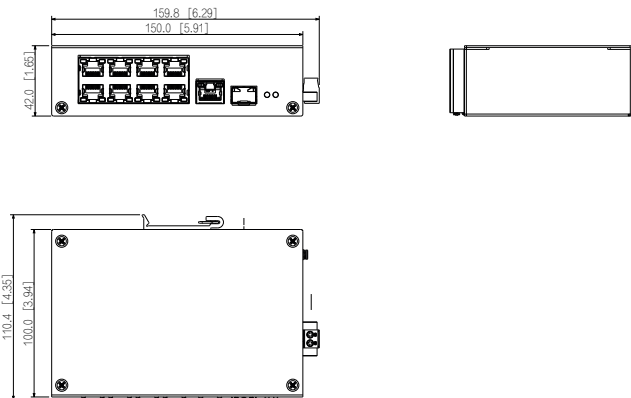
Installation



Panels



Dimensions (mm[inch])



ACCESS ■ COMMUNICATIONS ■ CCTV

+44 (0)1442 211848  
estimating@nacd.co.uk

www.nacd.co.uk  
f in nacdltd

Unit 8, Heron Business Park, Eastman Way,  
Hemel Hempstead, Hertfordshire, HP2 7FW



Official Police Security Initiative